


INTENZA 450 SERIES TREADMILL PAGES



intenza



A sophisticated design which demands attention  
whilst respecting the original.

MARK CHANG  
CEO INTENZA FITNESS



QUICK START

# Contents

<b>INTENZA 450 SERIES TREADMILL</b>	<b>4</b>
Product Overview	5
Product Specifications	15
<b>INTENZA 450 SERIES i2 CONSOLE</b>	
Product Overview	17
Product Specifications	18
<b>INTENZA 450 SERIES i2S CONSOLE</b>	
Product Overview	23
Product Specifications	25
<b>DISCOVER PERFORMANCE BY DESIGN</b>	
Intenza Contact Information	27
Explore the Intenza Universe	





Iconic and powerful, the term Intenza Design refers to a particular approach to creating products. A typical feature is the combination of technical innovation, aesthetics and a degree of user—friendliness that has been thought through down to the smallest detail— pared down to the essence, whilst retaining the poetry.

**AESTHETICS** The unique monochromatic look of the Intenza 450 Series epitomises contemporary treadmill design whilst retaining its 550 Series' heritage **SOPHISTICATED DESIGN WHICH DEMANDS ATTENTION** Hard Black colourway accentuates the treadmill's look. A stunning visual counterpoint in any environment **MADE FOR RUNNERS** Touch through haptic cues communicates security in a physical form. Builds rapport, comfort and confidence. High traction anti—slip running belt surface delivers stability. Intenza signature pre—waxed running deck offers refined shifting for effortless acceleration/deceleration **VISUAL CUES** Intenza Wordmark on running belt identifies that the machine is in operation **SAFETY AND SECURITY** Flush sidelanding design creates a clean exceptionally pure line, reduces noise, improves aerodynamic efficiency and delivers a safe run free of obstructions. Ergonomic handlebars are comfortable to grip, strong and stable **3 WAYS TO STOP ON COMMAND** On your instruction the 450 Treadmill is halted through **1** EBS (Emergency Brake System) which is deployed after safety tether becomes detached from clothing **2** CCS stop button. Runners press to pause the treadmill when feeling fatigued or to take a timeout and **3** Via console. During training, press the stop button to bring the treadmill to a standstill at any time **SMART AUTO STOP ISS** (Intelligent Stop System) running belt will stop automatically when user not in the running zone **PROGRAM RICH** Central to your running experience, the Intenza 450 Treadmill brings together two performance console options covering a wide range of running conditions. Training goals are supported by 34 programs on 450 i2 Console whilst its counterpart, the i2S, offers 17 options






Adding architectural elegance with a dramatic look, the 450 Series Treadmill delivers visual information through surface materials affording haptic perception— function coupled with touch—sensitive surfaces that enhance the user experience.

450i2S


Every run has its purpose and whether you're a novice runner or have a few marathons under your belt, the Intenza 450 Series Treadmill has a running program for you to challenge your body and boost your fitness level— walking, jogging, endurance running or sprinting at a high—intensity pace: all of these fitness modes are offered on the 450 Series Treadmill.

Engineered to strike a balance between power, performance, size and stability this intuitive machine is designed for intense, focused training. Compact yet capable, the 450's running deck is optimised to meet the needs of runners seeking longer strides.





Made for runners, the Intenza 450 Treadmill has been durability—tested by us over 5,000 hours in order to deliver you with an unparalleled performance and stability. And, with gradients of up to 12° runners can supercharge endurance training, enhance conditioning or power train for their next big challenge.





450 UNI-DIAL™



3

STOP



INTELLIGENT  
STOP SYSTEM

0—12%

INCLINE



HRM

**BELT** Pre-waxed PU belt **CONTROLLER** AC inverter **CUSHIONING** Elastomer shock absorber **DECK** Double side pre-waxed reversible deck **INCLINE** 0—12% **MAX USER WEIGHT** 181kg (400 lbs) **MOTOR** 4 HP industrial grade AC motor **RUNNING SURFACE** 56 x 155cm (22 x 61") **SPEED** 1—25km/h (0.6—15.6 mph) **STEP-UP HEIGHT** 27cm (10.6") **ACCESSORIES HOLDER** Conveniently placed accessories holder for portable music players and mobile phones **COCKPIT** Spaciously designed for your comfort and convenience **ERGO BAR CONTROL CENTRE** Manual stick shift for speed and incline adjustment at an easy-access position during workout **MOTOR HOOD** Streamlined motor hood design offers unobstructed space for running in comfort **WATER BOTTLE HOLDERS** Dual water bottle holders support 1 litre water bottles **COLOUR** Hard Black







	450 Ti2S	550 Ti	450 Ti2	550 Te2
<b>FOOTPRINT</b>	L x W 215 x 96cm/84 x 38"	L x W 215 x 96cm/84 x 38"	L x W 215 x 96cm/84 x 38"	L x W 215 x 96cm/84 x 38"
<b>SHIPPING GROSS WEIGHT</b>	290KG/639LBS	292KG/644LBS	292KG/644LBS	298KG/657LBS
<b>DISPLAY TYPE</b>	WHITE LED LIGHT	RED LED DOT MATRIX	12" LCD W/O TOUCHSCREEN	19" TFT W TOUCHSCREEN
<b>LANGUAGES</b>	ENGLISH/GERMAN	ENGLISH/GERMAN	21	21
<b>WORKOUT OPTIONS</b>	15—17	18—24	22—34	23—35
<b>INCLINE</b>	0—12%	0—15%	0—12%	0—15%
<b>COLOUR</b>	HARD BLACK	SOFT GREY	HARD BLACK	SOFT GREY

**UNI—DIAL™** A simple twist of the precision dial gives exercisers complete control of all console features and options

**12" LCD DISPLAY** Enhanced display readability powered by a beautifully proportioned 12" LCD display offers clean easy to read UI which guides users through training

**INCARE™ SUPPORT** Intenza's proactive product maintenance program. When service is required the Wi—Fi enabled i2 Console automatically delivers diagnostic reports to the InCare™ server as well as installation of the latest software updates

**POLAR®—CODED** Polar®—coded wireless telemetry with integrated heart rate receiver delivers the most robust heart rate monitoring technology on the market

**BUILD YOUR BRAND** Connect to your community through the 450 i2's dynamic messaging screensaver function. Through USB port, 10 image files of your choice connects you to your club as well as the installation of software updates

**TRAINING OPTIONS** 34 programs over six categories keep exercisers progressing and training regimens on track

**DISPLAY READOUTS** Displays information relevant to product type during exercise **HEART RATE MONITORING** Polar®-coded wireless telemetry technology: built-in heart rate receiver (heart rate transmitter strap required). Digital contact heart rate technology ensures precision and reliability **ON-THE-FLY** Allows switching to other workout programs during exercise **POWER SAVING SYSTEM** Energy saver mode is used to minimise power consumption (not exceeding 0.5W) which meets Erp EC 1275/2008 requirements **MYE AUDIO KIT OPTIONS** Optional accessories support MYE audio receiver **UNI-DIAL™ CONTROL** Complete access and control of user interface features and settings with the convenience of a Uni-Dial™ **C-SAFE STANDARD POWER** Standard C-SAFE power supports the power supply of external tools **C-SAFE CONNECTIVITY** Optional connectivity facilitates data transfer (available by demand) **DISPLAY TYPE** Industrial grade 12" colour TFT LCD display for longer lifetime **LANGUAGE** 21 countries **SCREENSAVER** Upload 10 image files for messages or commercial advertisements to be displayed during stand-by **WI-FI CAPABILITY** Supports InCare™ Online, software update **USB CONNECTIVITY** For setting and software upgrade **WORKOUT OPTIONS** Fitness Test, Quick Start, Target Programs, Preset Program, HR Control, Race (available programs depend on product type) **COLOUR** Hard Black





45028

ntena

urano







2 LANGUAGES



HRM



PROGRAMS

	450 Ti2S	550 Ti	450 Ti2	550 Te2
<b>FOOTPRINT</b>	L x W 215 x 96cm/84 x 38"	L x W 215 x 96cm/84 x 38"	L x W 215 x 96cm/84 x 38"	L x W 215 x 96cm/84 x 38"
<b>SHIPPING GROSS WEIGHT</b>	290KG/639LBS	292KG/644LBS	292KG/644LBS	298KG/657LBS
<b>DISPLAY TYPE</b>	WHITE LED LIGHT	RED LED DOT MATRIX	12" LCD W/O TOUCHSCREEN	19" TFT W TOUCHSCREEN
<b>LANGUAGES</b>	ENGLISH/GERMAN	ENGLISH/GERMAN	21	21
<b>WORKOUT OPTIONS</b>	15—17	18—24	22—34	23—35
<b>INCLINE</b>	0—12%	0—15%	0—12%	0—15%
<b>COLOUR</b>	HARD BLACK	SOFT GREY	HARD BLACK	SOFT GREY

**UNI—DIAL™** Intenza's precision Uni—Dial™ puts users front and centre. With a simple twist of the dial, exercisers have complete control of all features at all times. Amplified by its anti—slip beveled sides to deliver unrivalled functionality and control during workouts, the Uni—Dial™, encased in laser etched aluminum is pure Intenza innovation

**LED DISPLAY** Featuring a streamline profile, free of obstruction, the 450 i2S is anything but standard. A clean white backlit LED display with easy to read digits provides users with all the functionality they need in one intuitive package

**POLAR®—CODED** Polar®—coded wireless telemetry with integrated heart rate receiver delivers the most robust heart rate monitoring technology on the market

**TRAINING OPTIONS** 17 programs over four categories deliver multi—terrain workouts that optimise user performance and capability with clarity and ease

**ECO—FRIENDLY POWER SAVING** Energy saver mode is used to minimise power consumption (not exceeding 0.5w) which meets erp ec 1275/2008 requirements





**DISPLAY READOUTS** Displays information relevant to product type during exercise **HEART RATE MONITORING** Polar coded wireless telemetry technology: built-in heart rate receiver (heart rate transmitter strap required). Digital contact heart rate technology ensures precision and reliability **ON—THE—FLY** Allows switching to other workout programs during exercise **POWER SAVING SYSTEM** Energy saver mode is used to minimise power consumption (not exceeding 0.5W) which meets Erp EC 1275/2008 requirements **AUTO STOP** Bring the treadmill to stop when it is not in use **MYE AUDIO KIT OPTIONS** Optional accessories support MYE audio receiver **UNI—DIAL™ CONTROL** Complete access and control of user interface features and settings with the convenience of the Uni—Dial™ **C—SAFE STANDARD POWER** Standard C—SAFE power supports the power supply of external tools **DISPLAY TYPE** Large white light LED message centre easily provides all needed information **WORKOUT OPTIONS** Fitness Test, Quick Start, Target Program, Advanced Program (available programs depend on product type) **COLOUR** Hard Black



# For further information please contact

**APAC** sales@intenzafitness.com **EMEA** emea@intenzafitness.com **GLOBAL** sales@intenzafitness.com **JAPAN** japan@intenzafitness.com **NORTH AMERICA** sales@intenzafitness.com **MARKETING** marketing@intenzafitness.com  
**WEBSITE** intenzafitness.com **LINKEDIN** intenza-fitness **FACEBOOK** @intenzafitness **INSTAGRAM** @intenzafitnessglobal  
**YOUTUBE** Intenzafitness **INTENZA BRAND BOUTIQUE** <https://boutique.intenzafitness.com>